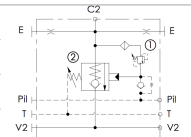
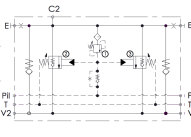
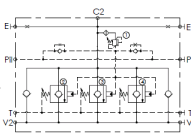


10.2

SAE montage slangbreukkleppen (EXC)



Quickcode	Omschrijving	Bereik	Druk	Flow	Symbol	Datablad	Opmerking	Cav/draad	SGC	Std?
ML000130	MLLT-100-AFGD-00-S12-N420	3-15 bar	420 bar	100 lpm		ML000130	SAE 1/2" - 6000 psi		ML130	✓
ML000082	MLST-150-AAGD-00-S12-N420			150 lpm		ML000082			ML082	✓
ML000075	MLST-200-AAGN-00-S34-N420	3-15 bar	420 bar	250 lpm			ML000075	SAE 3/4" - 6000 psi		ML075
ML000091	MLST-200-ASGN-00-S34-N420			SAE 3/4" - 3000/6000 psi			ML091	✓		
ML000106	MLLT-300-AAGR-00-S34-N420			SAE 3/4" - 6000 psi			ML106	✓		
ML000079	MLST-300-AAGN-00-S10-N420			SAE 1" - 6000 psi			ML079	✓		
ML000081	MLST-300-ASGN-00-S10-N420			SAE 1" - 3000/6000 psi			ML081	✓		
ML000077	MLST-300-AAGN-00-S11-N420			SAE 1-1/4" - 6000 psi			ML077	✓		
ML000263	MLST-500-AAJN-00-S34-N420			3-15 bar	420 bar		500 lpm		ML000263	SAE 3/4" - 6000 psi
ML000113	MLST-500-AAGN-00-S10-N420	SAE 1" - 6000 psi				ML113	✓			
ML000161	MLST-550-AAGN-00-S11-N420	SAE 1-1/4" - 6000 psi				ML161	✓			
ML000211	MLST-700-AAGN-00-S11-N420	SAE 1-1/4" - 6000 psi				ML211	✗			
ML000098	MLST-700-AAGN-00-S22-N420	SAE 1-1/2" - 6000 psi				ML098	✓			
ML000162	MLST-1400-AAGN-00-S22-N420	3-15 bar	420 bar	1400 lpm		ML000162	SAE 1-1/2" - 6000 psi		ML162	✓
ML000166	MLST-1400-AAGL-00-S20-N420					SAE 2" - 6000 psi - links		ML166	✓	
ML000167	MLST-1400-AAGR-00-S20-N420			SAE 2" - 6000 psi - rechts			ML167	✓		
ML000163	MLST-1500-AAGL-00-S30-N420			SAE 3" - 3000 psi - links			ML163	✓		
ML000164	MLST-1500-AAGR-00-S30-N420			SAE 3" - 3000 psi - rechts			ML164	✓		
							1500 lpm			
SV000018	Slagbegrenzingsset 200L versie					Geen link beschikbaar			SV018	✓
SV000019	Slagbegrenzingsset 300L versie								SV019	✓